

[Registering for CTE Dual Credit]

Earn college credit while still in high school!





[What is CTE Dual Credit?]

- Career and Technical Education (CTE) Dual Credit offers high school students the opportunity to earn college credit for successful completion
- CTE classes integrate academics with technical skills to help students for advanced education and careers
- CTE Dual Credit allows students to graduate from college early
- Tuition free!



[How to Register for CTE Dual Credit]

- Register online in Statewide Enrollment and Reporting System (SERS)
<https://www.ctesers.org/>
- SERS is an online tool that helps student register for CTE Dual Credit Classes and track their grades. Colleges use information in SERS to award college credit and document completed courses on each student's college transcript. High school class grads will become part of your college GPA

Creating SERS Account

- Go to ctesers.org
- Click on Student button

Already have SERS account?
DO NOT create duplicate
Sign-in and register for a
class (Step 14)

SERS
Statewide Enrollment and Reporting System
CTE Dual Credit

SERS Home Search Articulations Statewide State CTE Dual Credit Home Page Consortium Web Sites






CTE Dual Credit Classes - Statewide Enrollment and Reporting System

Career and technical education (CTE) dual credit classes are offered at many high schools and skills centers across the state in partnership with community and technical colleges. CTE dual credit classes are taught at the high school or skills center. The classes integrate academics with technical skills to help students prepare for advanced education and careers. Students earn high school and college credit for successfully completing the same class.

The Statewide Enrollment and Reporting System (SERS) is an online tool that helps students register for CTE dual credit classes and track their grades. High school teachers enter grades and credits into SERS when a student successfully completes a dual credit class. Colleges use information in SERS to award college credit and document completed courses on each student's college transcript.

▲ It is recommended that you do NOT use the Microsoft Edge browser when navigating this site.

↓ Who are you? Sign in here ↓

 Student	 District User	 Registrar	 Staff	 Teacher
---	---	---	---	---

Search Articulations Statewide State CTE Dual Credit Home Page Consortium Web Sites

Student Sign-in

- Click on **Create New SERS Account**

Student Sign-in

Username

Password

Sign in

[I forgot my username](#)

[I forgot my password](#)

Need more help? Please contact your teacher.

Don't have a SERS account? [Create one here.](#)

Create New SERS Account

Step One

- Create a username you can remember
- Use active personal email address if you have one
- All fields are required

EXAMPLE: username = email address before at sign @
Email: sdemo10@gmail.com
username: sdemo10

Step One

*required fields

Username •	<input type="text" value="sdemo10"/>	Availability: Enter Username	
First Name •	<input type="text" value="Tom"/>		
Last Name •	<input type="text" value="Gibbons"/>		
Email is required, and we encourage you to provide a good accessible one, so necessary information can be emailed to you. If you are using a school email address, check with your teacher to make sure it can receive outside emails.			
Email •	<input type="text" value="sdemo10@southseattle.edu"/>		
Repeat Email •	<input type="text" value="sdemo10@southseattle.edu"/>		
Birth Date •	<input type="text" value="October"/>	<input type="text" value="31"/>	<input type="text" value="2002"/>
School District •	<input type="text" value="Yakima School District"/>		
Home High School •	<input type="text" value="Yakima School of the Arts"/>		
<input type="button" value="Next"/>		<input type="button" value="Reset"/>	

Step 2

- Create password you can remember!

EXAMPLE: username +
exclamation marks
sdemo10!!!

Step 2

Your Username is: **sdemo10**

When creating your new password, you will need to follow these rules:

1. At least 10 characters long.
2. Contain at least one upper and one lower case letter (passwords ARE case-sensitive).
3. Contain at least one number.
4. Contain at least one of the following special characters:
! # \$ % * + - = ? @ ^ _ ~

All Fields Required

Password

Compare Password

Security Questions

- Select three security questions and enter your answer
- Write the answers down
- Select NEXT button

Three separate security question/answer combinations are required.
Select a question from the dropdown and add your answer to the textbox below it.

Question One

What was the name of your second pet?

Answer One

Petunia

Question Two

What is the name of your favorite grade school teacher?

Answer Two

Magnusson

Question Three

Who was your favorite high school teacher?

Answer Three

Sullivan

Create Student Account

- The confirmation page will appear
- Click [Sign-in Now](#)

Create Student Account

Congratulations, you can now sign-in to SERS. But you're not done yet. You will need to complete your profile, which you will be redirected to when you sign-in. You must complete this part of the process or you can't use SERS.

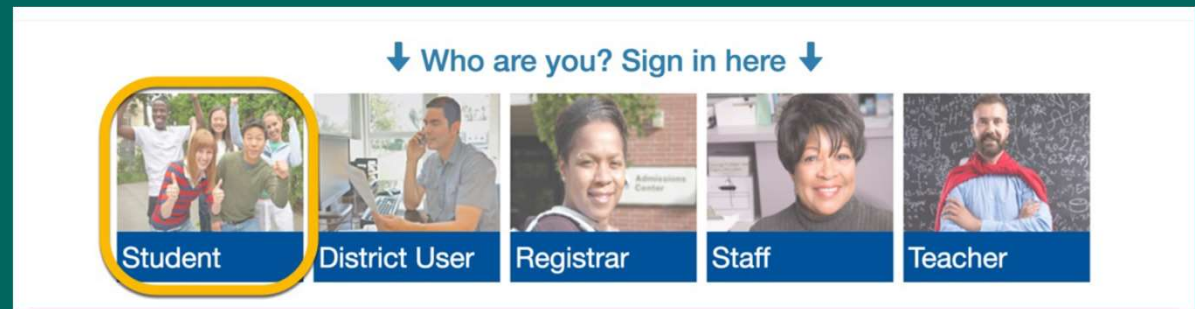
Some of the information you might need to gather, before being able to register for an articulation, includes:

- Your complete address
- Parent/Guardians full name
- School district name
- HS graduation year
- Career Cluster

[Sign-in Now](#)[Home Page](#)

Login

- You will be redirected to the home page
- Select Student to login



Student Sign-in

- Enter your username
- Enter password
- Click on Sign in button

Student Sign-in

Username

Password

Sign in

[I forgot my username](#)

[I forgot my password](#)

Need more help? Please contact your teacher.

Create Student Profile

- Check your profile for error
- **IMPORTANT!** Make sure to complete ALL the required fields indicated with a red asterisk (*)
- This information can be edited later
- Click Save

Student Profile

* required fields

⚠ Please check your profile for errors and required fields, then click Save

Date Account Created	06/11/2018
Username *	sdemo10
First Name *	TOM
Last Name *	GIBBONS
Home High School *	Yakima School of the Arts
Career Cluster *	Arts, A/V Technology & Communications
Future Plans *	Unsure at this time

[Save](#) [Reset](#)

Account Updated Successfully

- SERS will confirm that your profile was updated successfully

Student Profile

* required fields

✓ Account Updated Successfully

Registration: Searching for Classes

- The Student Home Page will appear after logging in
- Select Registration, and then Register for Classes



Registering for Classes

1. Select School District
2. Select High School
3. Select Class
4. Select Shoreline Community College
5. Click on Search

Register for Classes

Instructions:

Step 1: Search for a class using the search choices above.

Step 2: Select any class you want to register for by clicking the check box in the left column of the results table below.

Step 3: Click the **Register Classes** button below to continue.

School District	<input type="text" value="All School Districts"/>
High School	<input type="text" value="All High Schools"/>
High School Class	<input type="text" value="All Classes"/>
Teacher	<input type="text" value="All Teachers"/>
College	<input type="text" value="All Colleges"/>

Search

Reset

Registering for Classes

1. Check the box next to the class

2. Click on Register Classes

Check to Register	+ (click a class title for details) High School Class	+ High School
<input type="checkbox"/>	AG - Horticulture - AGSCI 101 Intro to Plant Science	East Valley
<input type="checkbox"/>	Ag I - AG 101 Intro to Agriculture	East Valley
<input checked="" type="checkbox"/>	Demonstration Class	Yakima School of the Arts
<input type="checkbox"/>	ENGR 104 Engineering Graphics	Yakima Valley Technical Sk

	Yakima Valley Technical Skills Center	Yakima Val
<div><div>Register Classes</div><div>Clear Selections</div></div>		

Complete Registration

- The next page will show your selections and added notes
- Click on Save & Register when you are ready
- Shoreline eliminated fees for CTE Dual Credit

Select Class Offerings & Complete Registration

The classes you have selected are listed below, along with any additional classes the associated articulation may require.

If a class is offered with more than one teacher during the school year, click the check box next to the class you wish to attend. If a class is only offered with a single teacher during the year, the selection is made for you.

After checking to make sure the choices are correct, click the **Save & Register** button below to complete your registration or **Cancel Registration** to discard selections and go back to the previous screen.

Note: There is a Annual Fee of \$15.00 for this Consortium

Articulation Name	Class Name	Class(es) Selected	Year	Teacher	High School
Demo Articulation	Demonstration Class	<input checked="" type="checkbox"/>	2017-18	USER, D	Yakima School of the Arts

Save & Register

Cancel Registration

Questions?

Email: asperum@shoreline.edu

